

# GREAT HALL ACCESSIBILITY



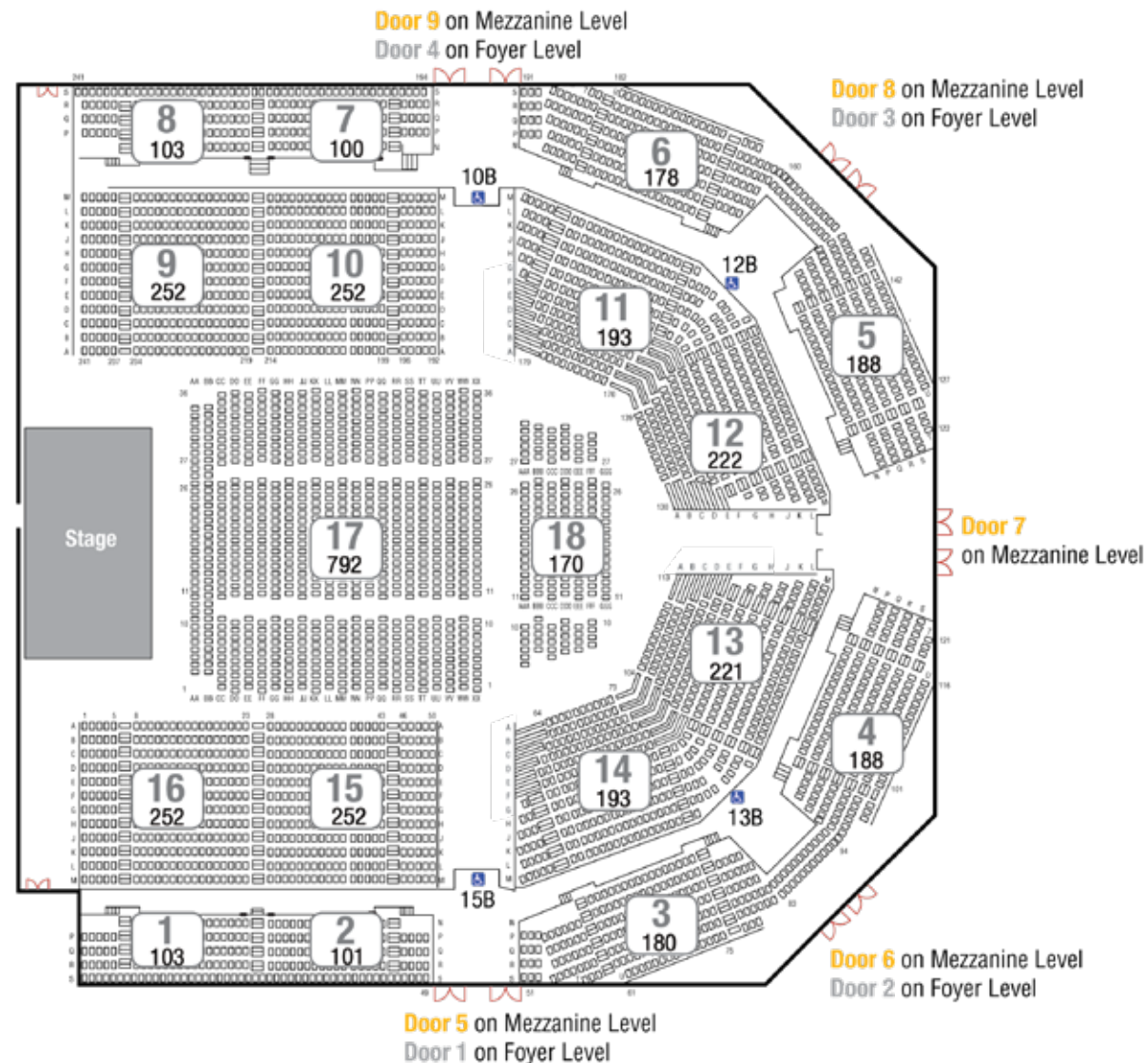
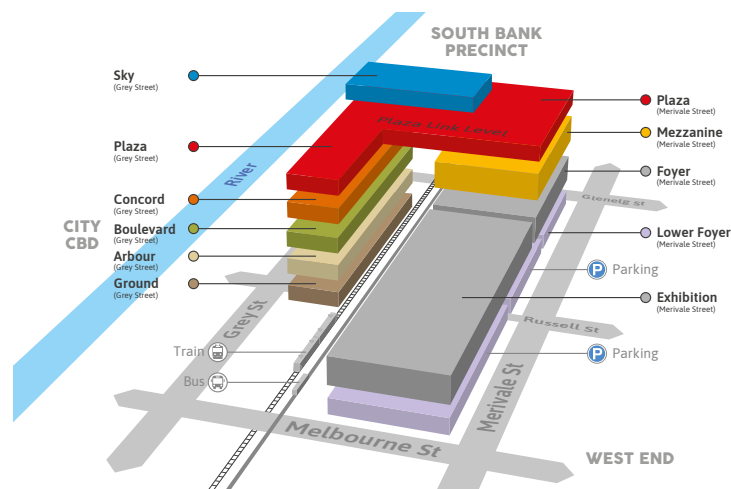
**BRISBANE CONVENTION  
& EXHIBITION CENTRE**

# A GUIDE TO GREAT HALL ACCESSIBLE SEATING

The Great Hall's seating can be accessed from both the **Foyer** and **Mezzanine** levels, according to which door is closest to each section. This guide includes recommendations to assist you in selecting the best seat to meet your requirements.

As there are no railings in the tiered sections and they are accessible only via stairs, please ask our friendly ushering staff on the day of the event how best they can assist you getting to your seats.

Please email us on [boxoffice@bcec.com.au](mailto:boxoffice@bcec.com.au) for further assistance, or more information regarding [accessibility within the venue](#) can be found here.



**NOTE:** Sections 17 & 18 are flat floor seating. Row A in all other sections is also flat floor.

# FLAT FLOOR SEATING WITH NO STAIRS

## NON-ELEVATED SEATING

- **Sections 9-16: Row A.** Please email to book
- **Section 17: All seats.** Section 17 is reserved for Graduands for Graduation Ceremonies and some similar events so is not available to public for these events.
- **Section 18: All seats.** Section 18 is reserved for Graduands for Graduation Ceremonies and some similar events so is not available to public for these events.
- **Accessible Seating Bays** on the Mezzanine level 10B, 12B, 13B and 15B. Please email to book.

# WHEELCHAIR BOOKINGS

## AVAILABLE IN ALL PRICE RESERVES SUBJECT TO CAPACITY

- **Flat floor seating:** Sections 10 (Row A), 15 (Row A), 17 & 18
- **Accessible Seating Bays** on the Mezzanine level 10B, 12B, 13B and 15B. Please email to book.



Image of Great Hall showing red seating set in Concert mode taken from the back of the room on mezzanine level showing the stage in the centre of the room.




Image of wheelchair ramp on the Mezzanine level, on the floor is yellow and grey carpet with a red painting on the wall to the right of the ramp.



Image of Great Hall taken from the front of the room at floor level looking across the top of the floor seating toward the tiered seating that wraps around the room.

## TIERED SEATING WITH MINIMAL STAIRS

- **Sections 1-8: Row N.** 4 steps up with a railing
- **Sections 9-16: Row M.** The back row of our lower tiered seating is 4 steps down without a railing.

## TIERED SEATING WITH RAILING ACCESS

- **Sections 1-8: Row N.** 4 steps up with a railing

## EXTRA LEG ROOM

### WITH NO-ONE SITTING DIRECTLY IN FRONT OF YOU

- **Sections 9-16: Row A.** Please email to book
- **Section 17: Row AA.** 2 metres in front to stage edge
- **Section 18: Row AAA.** Approximately 2.5 metres to the back row of section 17 and close to Doors 1 & 4 for Entry/Exit



Image showing the 4 steps down without a railing to access to Row M in Sections 9 to 16.



Image showing the 4 steps up with railing to access to Row N in Sections 1 to 8.

# PROXIMITY TO ENTRY, EXITS, REST ROOMS & PARENT ROOMS

## SECTIONS 11-12: BACK ROWS L & M. ACCESS VIA DOOR 8.

- Closest aisle seats to Door in Section 11: L167, M167
- Closest aisle seats to Door in Section 12: L143, M143, L166, M166, L142, M142

## SECTIONS 13-14: BACK ROWS L & M. ACCESS VIA DOOR 6.

- Closest aisle seats to Door in Section 13: L101, M101, L100, M100, L77, M 77
- Closest aisle seats to Door in Section 14: L76, M76

**NOTE:** Aisle seats are flagged in the ticketing system with an **aisle seat pop up**.

# SENSORY ZONE

A Sensory Zone, located on Mezzanine Level near Door 9, will be accessible for all ticketed events in the Great Hall.

Sections 7, 8, 9, 10 are the nearest to to the Sensory Zone. The closest rows are:

- Sections 9 & 10: Rows L and M
- Sections 7 & 8: Rows N and P



Image of the Mezzanine Concourse with Door 9 to the Great Hall on the right and meeting rooms M5-9 on the left.



Image of the Sensory Zone with a blue, purple and pink light projection of a galaxy on the wall. A bean bag and lounge chair are visible, with relaxation mats on the floor and a fibre optic light spill on the floor.



## COMPANION CARDS

Companion cards are accepted for all ticketed events. Please email us to book.

## SERVICE ANIMALS

All service animals are welcome with appropriate ID. Please email to book if you have a specific seating request or companion card.

## HEARING LOOP

Hearing loops are available in Section 10. Please email us to book.

## RESTRICTED VIEW SEATS

Restricted view seats are flagged in the ticketing system as they may have restricted views either due to the position of the stage or production requirements.

**Any further questions before booking your tickets?**

Please email us on [boxoffice@bcec.com.au](mailto:boxoffice@bcec.com.au), we are happy to help!